


It's all about connections!

GETTING THE RIGHT FITTING

Whether you call it a keg connector a coupler or a fitment.. There is a world of names for these essential pieces of equipment. But for any draft beer or soft drink system the performance of the keg coupler is vital. The keg coupler connects the gas and beverage lines to the keg and ensures a pressurized flow from the keg.

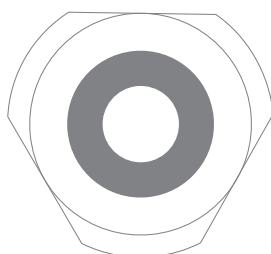
DRAUGHT KEG FITTINGS

& THE PRODUCERS WHO USE THEM



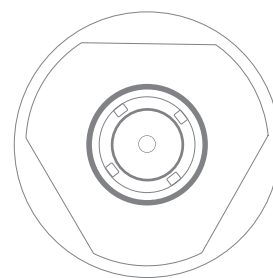
(A) A-Type:

Guinness/Diageo,
Shepherd Neame

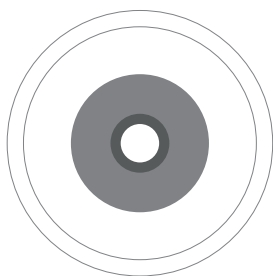


(G) Grundy:

Molson Coors, Thatchers

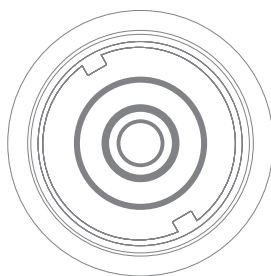


(KK) Key Keg:



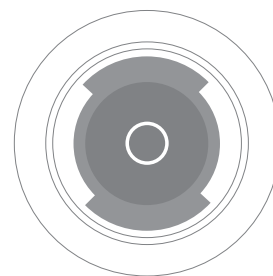
(M) M-Type:

Schneider



(S) Sankey:

Kegstar, E-Keg, Carlsberg,
Heineken, Westons, Asahi UK




(U) U-Type:

Inbev/Bud Brewing (mostly)

BEVERAGE GAS CYLINDER & VALVE IDENTIFICATION

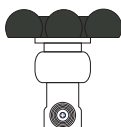
ALL INN EXPRESS BEVERAGE GAS IS SUPPLIED BY AIR LIQUIDE

CO₂



CO₂ cylinders are characterised by a purple valve guard with a grey cylinder body. Unlike mixed gas Co₂ has no ID tags

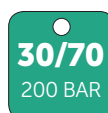
MALE CONNECTOR



MIXED GAS TAGS

Mixed gas ID tags are fitted to all mixed gas cylinders.

If no tag please do not use cylinder.

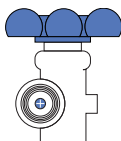


MIXED GAS



Mixed Gas cylinders are characterised by a pink valve guard. The cylinder body is grey with a green shoulder.

FEMALE CONNECTOR



BUT WHICH ONE DO YOU NEED?

CO₂ GAS
LAGERS, CIDERS, PALE/IPA

40/60 GAS
LAGERS, CIDERS, PALE/IPA

30/70 GAS
SMOOTHFLOW BITTERS & STOUTS

NEED MORE INFO?
PLEASE SPEAK TO THE BRAND OWNER FOR EXACT GAS RECOMMENDATIONS.
THE ABOVE IS A GUIDE ONLY